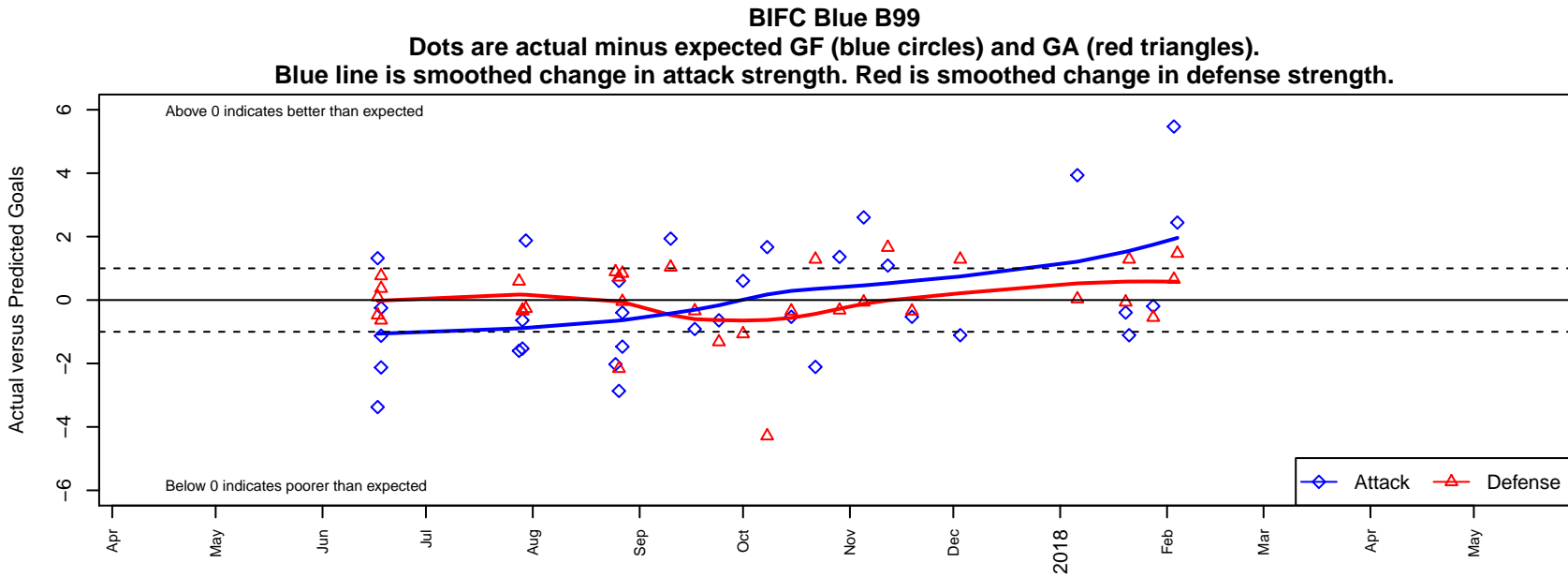


BIFC Blue B99

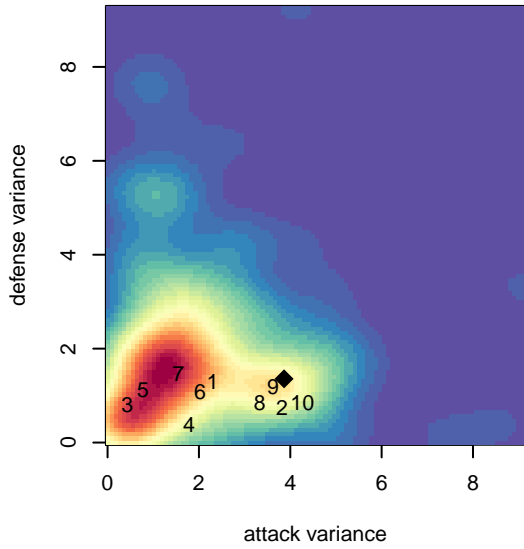
Bainbridge Island FC
 Bainbridge Island, WA
 B99 total strength=1736
 attack=39.21 defense=16.81
 fall league = NPSL DIVISION 1 (99) U19

alt names used:
 Bainbridge Island FC B99 Blue
 BIFC Blue B99
 Bainbridge Islan FC
 Bainbridge Island FC B99 Blue
 Bainbridge Island FC B99 Blue
 Bainbridge Island FC B99 Blue

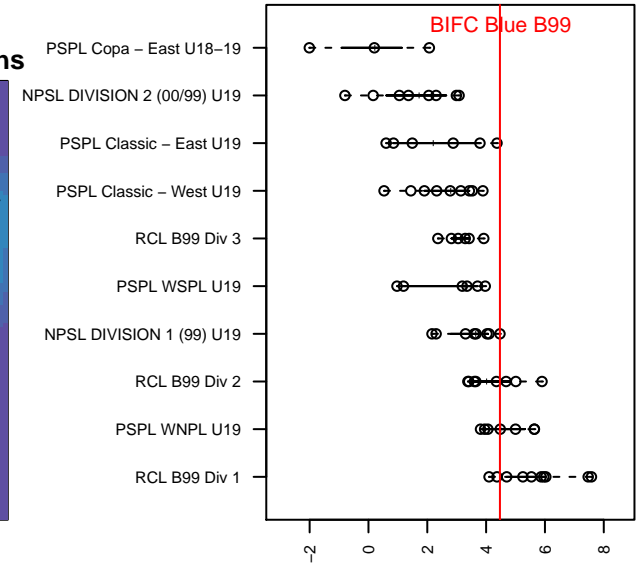
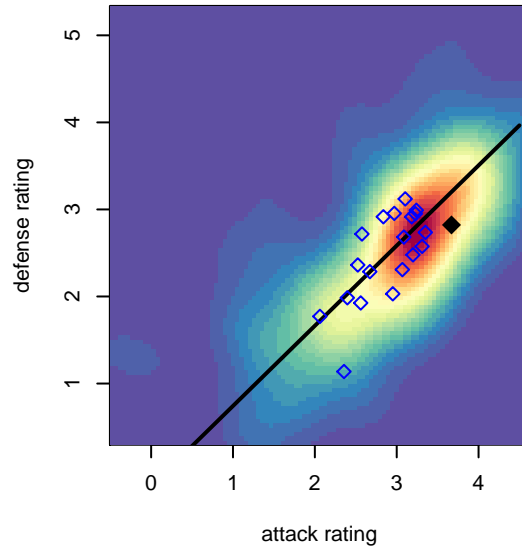
Venues played:
 2017 Skagit Firecracker Div. 1 U18-19
 2017 Crossfire Select U19 Platinum
 2017 River Jam Samba U17-19
 2017 NPSL DIVISION 1 (99) U19
 2017 Founders Cup B99 Div A



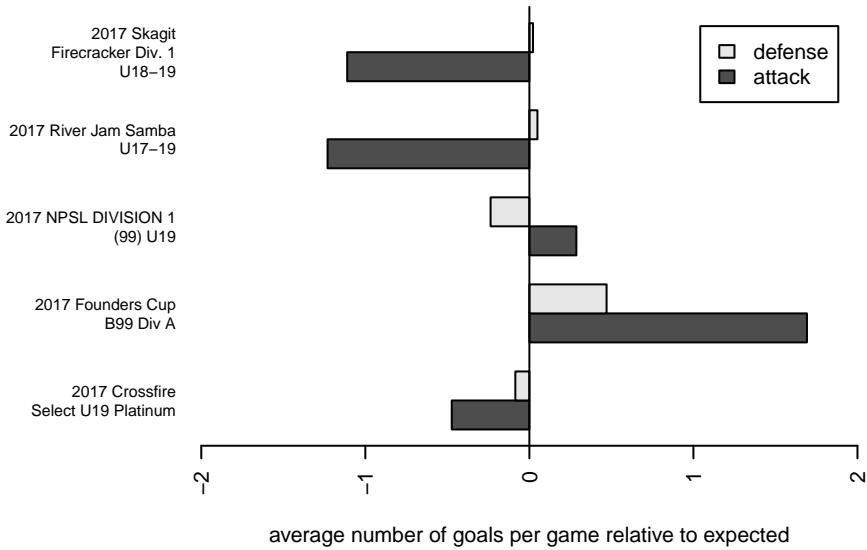
**attack and defense variance (black dot)
relative to other teams
and top 10 in region**



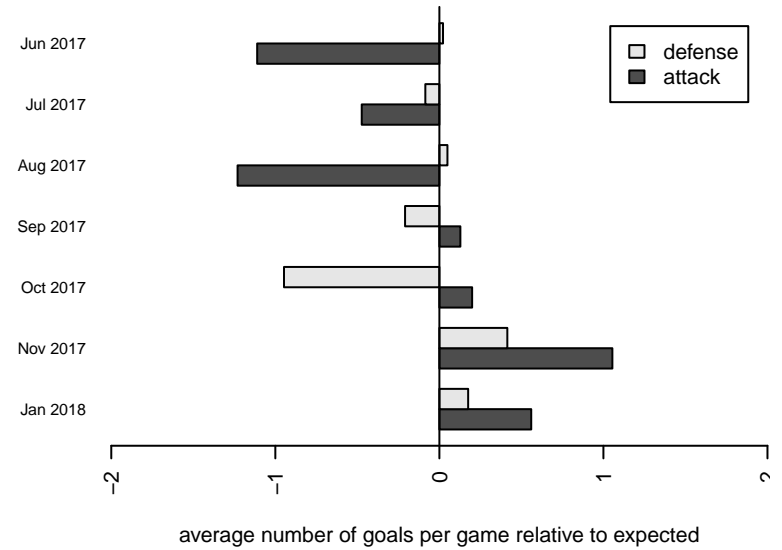
**attack and defense rating
relative to others at age
and all opponents in last 13 months**



Performance relative to 13 month average



Performance relative to 13 month average



date	home		away		venue	pred.home	pred.away
2018-02-04	BIFC Blue B99	4	NSC Impact B00	0	2017 Founders Cup B99 Div A	1.56	1.47
2018-02-03	Crossfire Select Taylor B99	1	BIFC Blue B99	7	2017 Founders Cup B99 Div A	1.65	1.53
2018-01-28	BIFC Blue B99	3	Seattle United W Blue B00	2	2017 Founders Cup B99 Div A	3.19	1.45
2018-01-21	BIFC Blue B99	1	Crossfire Select Leviten B99	0	2017 Founders Cup B99 Div A	2.11	1.28
2018-01-20	Irish Lions B99	1	BIFC Blue B99	3	2017 Founders Cup B99 Div A	0.93	3.39
2018-01-06	BIFC Blue B99	8	Kent United Green B99	1	2017 Founders Cup B99 Div A	4.06	1.03
2017-12-03	BIFC Blue B99	1	Crossfire Select Leviten B99	0	2017 NPSL DIVISION 1 (99) U19	2.11	1.28
2017-11-19	BIFC Blue B99	1	Crossfire Select Taylor B99	2	2017 NPSL DIVISION 1 (99) U19	1.53	1.65
2017-11-12	Norpoint FC B99	0	BIFC Blue B99	4	2017 NPSL DIVISION 1 (99) U19	1.66	2.91
2017-11-05	BIFC Blue B99	6	Irish Lions B99	1	2017 NPSL DIVISION 1 (99) U19	3.39	0.93
2017-10-29	BIFC Blue B99	3	Seattle United S Blue B99	2	2017 NPSL DIVISION 1 (99) U19	1.64	1.68
2017-10-22	Crossfire Select Leviten B99	0	BIFC Blue B99	0	2017 NPSL DIVISION 1 (99) U19	1.28	2.11
2017-10-15	Crossfire Select Taylor B99	2	BIFC Blue B99	1	2017 NPSL DIVISION 1 (99) U19	1.65	1.53
2017-10-08	Seattle United Shoreline Blue B99	6	BIFC Blue B99	4	2017 NPSL DIVISION 1 (99) U19	1.71	2.33
2017-10-01	Irish Lions B99	2	BIFC Blue B99	4	2017 NPSL DIVISION 1 (99) U19	0.93	3.39
2017-09-24	Seattle United S Blue B99	3	BIFC Blue B99	1	2017 NPSL DIVISION 1 (99) U19	1.68	1.64
2017-09-17	BIFC Blue B99	2	Norpoint FC B99	2	2017 NPSL DIVISION 1 (99) U19	2.91	1.66
2017-09-10	BIFC Blue B99	6	Kent United Green B99	0	2017 NPSL DIVISION 1 (99) U19	4.06	1.03
2017-08-27	BIFC Blue B99	2	WPFC Navy B00	1	2017 River Jam Samba U17-19	3.47	0.95
2017-08-27	WPFC Navy B01	0	BIFC Blue B99	2	2017 River Jam Samba U17-19	0.84	2.40
2017-08-26	BIFC Blue B99	3	WPFC Navy B01	3	2017 River Jam Samba U17-19	2.40	0.84
2017-08-26	MRFC Blue B00	0	BIFC Blue B99	8	2017 River Jam Samba U17-19	0.72	10.86
2017-08-25	Nortac Sparta Red B00	0	BIFC Blue B99	3	2017 River Jam Samba U17-19	0.89	5.02
2017-07-30	BIFC Blue B99	4	FC Edmonds Forza B99	2	2017 Crossfire Select U19 Platinum	2.12	1.73
2017-07-29	BIFC Blue B99	0	Crossfire Select Taylor B99	2	2017 Crossfire Select U19 Platinum	1.53	1.65
2017-07-29	Seattle United S Blue B99	2	BIFC Blue B99	1	2017 Crossfire Select U19 Platinum	1.68	1.64
2017-07-28	Crossfire Select Button B00	1	BIFC Blue B99	0	2017 Crossfire Select U19 Platinum	1.59	1.60
2017-06-18	BIFC Blue B99	4	PSA Force Black B00	0	2017 Skagit Firecracker Div. 1 U18-19	4.25	0.76

date	home		away		venue	pred.home	pred.away
2017-06-18	BIFC Blue B99	0	NW United Black B00	1	2017 Skagit Firecracker Div. 1 U18-19	2.13	1.36
2017-06-18	BIFC Blue B99	1	NW United Black B00	2	2017 Skagit Firecracker Div. 1 U18-19	2.13	1.36
2017-06-17	Snohomish United Black B99	1	BIFC Blue B99	3	2017 Skagit Firecracker Div. 1 U18-19	1.10	1.68
2017-06-17	Snohomish United Red B00	1	BIFC Blue B99	2	2017 Skagit Firecracker Div. 1 U18-19	0.52	5.37